



LOCKSMART
LOOKSMART





The EUROPA journey began in the year 1984 with the Mission "ANTI-THEFT ENGINEERING". Dr. P. A. Joshi after studying in Germany, founded this Company in the Cultural and Industrial city of Pune. Since then, **Welmade Locking Systems Private Limited** has carved for itself an enviable niche in the Indian Market.



DR P. A. Joshi,
Founder & Chairman

Who believes in disruptive innovation and continual development.

We constantly INNOVATE to design and manufacture locks with best-in-class features meeting Global functions, finish, load (strength) & life (warranty) standards.

The Europa Edge

More than 35 years of excellence with single point ownership of the complete process (Research & Development, Design, Manufacturing, Marketing, Sales & Service) to ensure end to end ANTI – THEFT locking solutions for our customers. On a mission of preventing theft across country and make India theft free, safe and secure place to live in and providing ultimate Peace of Mind.



50+ IP Registrations
& Applications
(Patent, Design, Etc).



500+ theft site visits & 1000+
ANTI-THEFT trials for
"ANTI-THEFT ENGINEERING"
expertise.



Every product goes through
more than 50+ ANTI-THEFT tests
in a controlled set up on actual
doors during development.



Experience of 5 million
installations through 200+
trained technicians across India.

EUROPA[®]
ANTI-THEFT ENGINEERING

HEXABOLT[®]

6 TIMES STRONGER

MAIN DOOR LOCK

Secure & Elegant...



1st time in INDIA
EUROPA[®]
Presents
FREE ANTI-BURGLARY INSURANCE
Worth Rs. 2 Lakhs



*Conditions apply





GL : GOLD

GB : GUN BLACK

RG : ROSE GOLD


SN : SATIN NICKEL

AB : ANTIQUE BRASS

INDIA'S
STRONGEST
and
MOST SECURE LOCK
withstands
3 TONS LOAD
WITH
MORTISE HANDLE



Increases the strength of wooden door frames against crowbar attack by a burglar, in normal condition, the wooden frame breaks as shown in image during theft. Fixing this ANTI THEFT STRENGTHENING PLATE on the door frame with 75mm ANTI RIP screws, gives huge breaking strength to the wooden frame, and prevents wooden frame from chipping off.



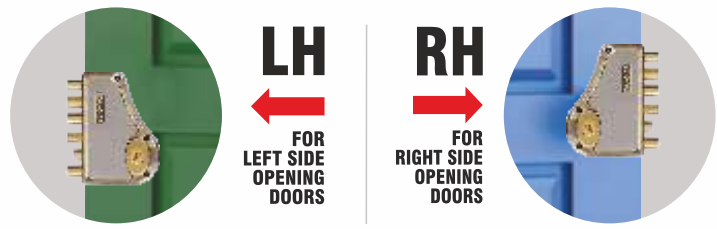
All models available in PVD & AB/SN finishes, which is suitable for both Left/Right Hand, inside/outside opening doors for Convenience.

It is stronger than all other main door locks and includes 6 safety features to prevent CROWBAR ATTACK / BURGLARY

- 2mm thick "ANTI-TEAR" RECEPTACLE with flanging on holes to enhance breaking load.
- "ANTI-THEFT" STRENGTHENING PLATE enhances wood frame strength.
- Specially designed heavy duty "ANTI-RIP" SCREWS to enhance strength.
- 6 Stainless Steel/Brass "ANTI-BEND" BOLTS for strength and anti-rust having best in class mechanism.
- SMART PLUS KEY with iFBM Technology for better security and to avoid Key Duplication.
- Lockable "ANTI-BURGLARY" knob for preventing unauthorised entry & exit . (Applicable for 2CK Models)



The Lock and Receptacle withstands minimum 3 ton breaking force as certified by ARAI, PUNE which is 6 times more than an ordinary main door lock. This ensures high security which helps to prevent theft, thus assuring peace of mind.



Suitable for : ● 30 to 55mm Door Thickness ● Inside opening single & double doors



*Conditions apply

PROTEKTO[®]
THE ANTI THEFT SOLUTION

India's First Anti Theft Solution !



Outside View

Inside View



AB : ANTIQUE BRASS



SN : SATIN NICKEL



- The “ANTI-THEFT SOLUTION” containing 2 armoured locks installed on a single main door; ensures 15 times more SAFETY; as compared to a single ordinary lock on a main door.
- Two locks invariably multiply the locking strength of a main door by providing enhanced security to the door.



- Thicker “ANTI BEND” cover ring & fixing plate for extra strength of lock cylinder.
- Armoured “ANTI BREAK” door protection plate enhances the strength of main door against crow bar attack.
- Improved “ANTI-THEFT” Solid steel/brass dead bolts
- Strengthening sandwich plate for lock body and receptacle for enhanced strength of the lock.
- Thicker “ANTI TEAR” receptacle with flanging on hole to enhance breaking load to prevent breakage during theft attempts.

Theft attempt (Jemmy Bar)



- High security ANTI-THEFT lock design after extensive analysis of 500+ actual theft site visits; supported by in depth Research.
- More than 50+THEFT TESTS conducted in controlled setup on actual doors to ensure product strength.
- BREAKING FORCE of anti-theft solution is 15 TIMES more than ordinary main door lock.

Anti Burglary Insurance

- Anti-burglary insurance worth Rs. 15 Lakhs
- Free security audit and consultation based on extensive analysis of 500+ actual theft site visits and numerous Theft Tests. And Anti-Theft locks fitment by Europa trained and certified technicians.



- “ANTI THEFT” STRENGTHENING PLATE which enhances the strength of wooden door frame to prevent theft.
- Specially designed heavy duty “ANTI RIP” SCREWS to enhance strength.
- Available in Attractive Finishes : AB / SN
- Uniform Electrophoretic Lacquering for long life and durability.
- Salt Spray tested for 120 hours which will avoid rusting of lock in coastal belts.

Suitable for : • 30 to 70mm Door Thickness • Inside/Outside opening doors



PRO

ARMoured MAIN DOOR LOCK
5 TIMES SAFER





AB : ANTIQUE BRASS



SN : SATIN NICKEL



GB : GUN BLACK



RG : ROSE GOLD



GL : GOLD



ADVANCED ANTI-THEFT FEATURES AND OFFERINGS


High Security ANTI-Theft lock designed after extensive analysis of 500+ actual theft site visits. More than 50+THEFT TESTS conducted in controlled setup on actual doors to ensure product's strength. BREAKING FORCE of anti-theft solution is 5 TIMES more than ordinary main door lock.



Theft attempt (Jemmy Bar)



- Thicker "ANTI BEND" cover ring & fixing plate for extra strength of lock cylinder.
- Armoured "ANTI BREAK" door protection plate enhances the strength of main door against crow bar attack.
- Improved "ANTI-THEFT" Solid steel/brass dead bolts.
- Strengthening sandwich plate for lock body and receptacle for enhanced strength of the lock.
- Thicker "ANTI TEAR" receptacle with flanging on hole to enhance breaking load to prevent breakage during theft attempts.
- "ANTI THEFT" STRENGTHENING PLATE which enhances the strength of wooden door frame to prevent theft.
- Specially designed heavy duty "ANTI RIP" SCREWS to enhance strength.



OUTSIDE VIEW

Note: Pull Handles available to match the lock finishes

- Available in Attractive Finishes : AB / SN / RG / GL / GB
- Uniform Electrophoretic Lacquering for long life and durability.
- Salt Spray tested for 120 hours which will avoid rusting of lock in coastal belts.

Suitable for : • 30mm to 55mm Door Thickness • Inside/Outside opening doors



*Conditions apply

EURIPA[®]
ANTI-THEFT ENGINEERING



PARMA[®]
SHIELD YOUR HOME
INTERLOCKING MAIN DOOR LOCK

SHIELD YOUR HOME





GB : GUN BLACK



RG : ROSE GOLD



GL : GOLD



SN : SATIN NICKEL



AB : ANTIQUE BRASS

Main Door Lock with India's finest Interlocking Technology



FEATURES :

- Heavier Vertical INTERLOCKING THREE Deadbolts
- Armoured INTERLOCKING Receptacle
- Aesthetically unique shape and premium finishes along with Textured Duo Toned Plate
- Available in Smart Plus key with IFBM technology
- Lockable ANTI BURGLARY Knob for preventing Unauthorized exit (Only of 2ck models)
- Available in 2CK model with AB,SN & PVD finishes (GL, GB, RG)

INDICATOR



Note: not suitable for outside opening door

Suitable for : ● 30 to 55mm Door Thickness ● Inside opening single/double doors & Sliding doors



*Conditions apply

MORTISE LOCK

SMOOTH &
SECURE



EPSILON[®]
SMOOTH & SECURE
MORTISE CYLINDER


CSDK
TECHNOLOGY
PRECISION 10 PIN CYLINDER
with CENTRE SLOT DIMPLE KEY

Advanced
PVD
FINISH



GB : GUN BLACK



RG : ROSE GOLD



GL : GOLD



AB : ANTIQUE BRASS



SS : STAINLESS STEEL

CYLINDER

FEATURES OF CYLINDER (CSDK Technology)

- **Combination** : Millions
- **Technology** : Latest, III Generation
- **Centre Key Slot** : EXTRA Smooth Rotation
- **Manufacturing Process** : Computerised CNC M/c
- **Key Duplication** : Virtually Impossible, only by manufacturer
- **Security** : DUAL ROW 10 Locking Pins with Micron Accuracy: UNPICKABLE
- **Material** : Nickel Silver Alloy (rustproof) for high wear resistance, self lubrication, long life



LOCKBODY


FEATURE OF LOCK BODY

- Closed lock body to prevent dust entry
- Double stock brass deadbolt with 20mm stroke Reversible latch bolt

Material : Made out of high grade material suitable for main entrance and internal door.

Range :

Main Door & Internal Door
9"
Latch + Deadbolt 50 & 60mm



GB

GL

RG

AB

SS

CYLINDER RANGE

FOR MAIN DOORS & INTERNAL DOORS

KEY AND KNOB MODEL



Model Code M216 M217

Cylinder Length in mm 60 70

Door Thickness in mm (Max) 30 to 35 36 to 45

Model Code M016 M017

COIN AND KNOB MODEL



FOR BATHROOM DOORS

ADVANCED PVD FINISH

BOTH SIDE KEY MODEL



Model Code M226 M227

Cylinder Length in mm 60 70

Door Thickness in mm (Max) 30 to 35 36 to 45

Model Code M056 M057

HALF CYLINDER WITH KNOB MODE



FOR BALCONY DOORS

*Terms & Conditions Apply.
**FFS for Combo Set, Cylinder, Lock Body & Handle.

HANDLE



GB : GUN BLACK



RG : ROSE GOLD



GL : GOLD



AB : ANTIQUE BRASS



SS : STAINLESS STEEL

FEATURE OF HANDLE : • Handles are made from high grade materials using advanced matching and finishing process

Suitable for : • Main door and internal door



FOR MORTISE CYLINDER



FOR MORTISE LOCK BODY



FOR MORTISE HANDLES



EXTRA SMOOTH ROTATION



CK AVAILABLE



48 Hours Spare Key Service



FOR COMBO SET ONLY



ANTI THEFT ENGINEERING

*Conditions apply * FFS for Combo set of Lock Cylinder, Lock Body & Handle

EUROPA[®]
ANTI-THEFT ENGINEERING



Easy to open smart door lock

add colors with safety





RG : ROSE GOLD



GB : GUN BLACK



GL : GOLD



AB : ANTIQUE BRASS



SS : STAINLESS STEEL

Feature

- Available in 14 pin UNPICKABLE, Non-duplicable, DIMPLE KEY (over 1 million combinations)
- Unique Feather Touch Press Button Option
- Master, Grandmaster Key & Common Key Facility Available
- Uniquely Designed No Rotation Knob makes the lock fit in any corner
- Design Plate with Laser marking & PVD Coating adds more to the aesthetic
- Big and robust cover ring with PVD coating
- Lock and unlock from both sides

Applications

- Internal doors of home (bedroom, bathroom & balcony)
- Hotels
- Offices
- Institutions



Various combinations of Design Plate with Big Cover Ring are available

Suitable for : • 28 to 58mm Door Thickness • Internal doors



*Conditions apply

accessories

adding value





GL : GOLD GB : GUN BLACK RG : ROSE GOLD SN : SATIN NICKEL AB : ANTIQUE BRASS



GL : GOLD RG : ROSE GOLD GB : GUN BLACK AB : ANTIQUE BRASS SS : STAINLESS STEEL

HINGES

- Best quality heavy duty brass door fittings.
- High strength, hardness & Rustproof.
- Assured smooth movement & durable.
- Available in different sizes & attractive finishes
- Ideal for thick & heavy wooden doors.



GL : GOLD RG : ROSE GOLD GB : GUN BLACK AB : ANTIQUE BRASS SS : STAINLESS STEEL

TOWER BOLT

- Best quality heavy duty brass door fittings.
- High strength, hardness & Rustproof.
- Easy, smooth open & close mechanism providing optimum safety.
- Available in different sizes & attractive finishes
- Ideal for thick & heavy wooden doors.



GL : GOLD RG : ROSE GOLD GB : GUN BLACK SN : SATIN NICKEL AB : ANTIQUE BRASS


DOOR HANDLE

- Handles are made from High Grade Materials using Advanced Machining and Finishing process.
- Suitable for Main Door and Internal Doors

*Brass Collection is applicable on Tower Bolts, Hinges and Rose Handles only
Note: Available matching screws to complement the accessories



*Grill ho ya Shutter...
knock out hoga chor !*





ADVANCED ANTI-THEFT PROTECTION FOR SHUTTER & GRILL



FEATURES OF CUBE HASP

- Strong **INTERLOCKING** between "U Guide" & shutter to prevent burglary attempt by pulling shutter at middle.
- **CANNOT** cut open **CUBE HASP** due to Enclosed Design.
- Jemmy **CANNOT** access pad lock due to Enclosed Design.
- Single piece **Cube Hasp** Design with **THICKER** sheet thickness.

Application : Rolling Shutters and Double Collapsible Grills



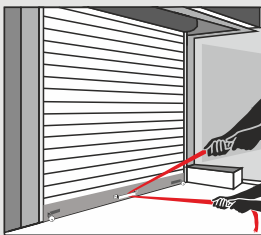
New totally enclosed unbreakable Cube Hasp

FEATURES OF DISC PADLOCK

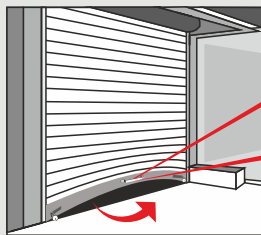
- **Stainless Steel** fully welded, weather tough, rustproof CASE and S.S. inner mechanism.
- **Thicker Hardened Shackle** with 270° overlap to withstand 5 ton breaking force.
- **Narrow Throat** to prevent crowbar entry.



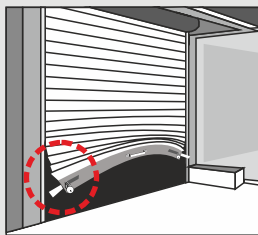
Theft without Cube Hasp



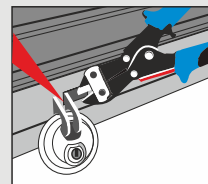
Thieves pull the locked shutter from the center with a rope.



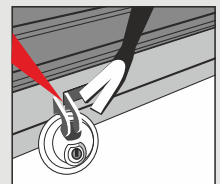
Shutter starts bending from the center.



Due to pull tension shutter gets unlatched from both the sides.



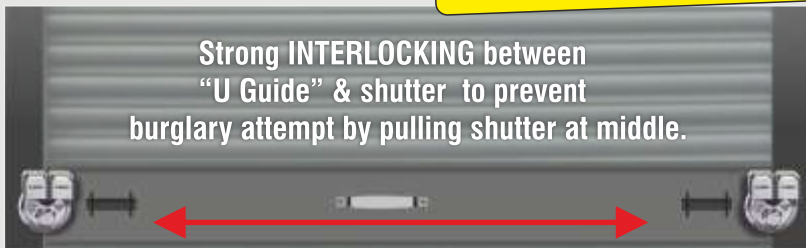
Possible to **cut** the eyelet.



Easy **access** for jemmy.

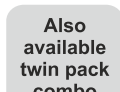
Theft prevention with Cube Hasp

Strong **INTERLOCKING** between "U Guide" & shutter to prevent burglary attempt by pulling shutter at middle.



Eyelet is totally enclosed hence not possible to cut and no access for jemmy attack

Cube Hasp made of 4 mm steel material for **high strength** | Enclosed design to **prevent cut** during burglary attempt





SMART
PLUS
KEY

6 AXES LOCKING
20 Locking Pins
5 Crore Combinations

Floating Ball Technology for Ultimate Security



Precision machined lock assembly with **20 locking pins** made with Swiss machine, and the presence of 2 **FLOATING BALLS** creates an "Interlocking Mechanism", which provides an extremely high level of security.

5 Crore non-interchangeable key combinations.



Bigger & thicker key

with extended length; high precision machining with micron accuracy; to eliminate duplication. An ordinary identical dimple key without these floating balls can not open this lock.



The primary use of PVD (Physical Vapour Deposition) is to enhance appearance along with the wide range of premium finishes contributing to its unique aesthetic appeal.

PVD FEATURES

- Corrosion resistant
- Latest PVD coating technology
- High coating life
- High temperature resistant
- Scratch resistant
- Environment friendly
- Uniform coating
- Smooth surface finish





Developed, Manufactured & Marketed by :

WELMADE LOCKING SYSTEMS PRIVATE LIMITED

Corporate Office : J-61, MIDC, Bhosari, Pune - 411 026. Maharashtra (India)

Tel. (Office) - 020 - 27122546 / 2468 / 1857

E-mail : service@europalocks.com, marketing@europalocks.com

Website : www.europalocks.com

